



**PROJECT IMPLEMENTATION EFFICACY OF SARVA SHIKSHA ABHIYAN IN
GUJARAT STATE CONSIDERING FINANCIAL AS WELL AS NON-FINANCIAL
PERSPECTIVE**

Nirav Ashokbhai Pandya
Research Scholar, Dr. Babasaheb Ambedkar Open University,
Ahmedabad

Abstract

The present research titled "Project Implementation Efficacy of Sarva Shiksha Abhiyan in Gujarat State considering financial as well as non-financial perspective" is first of its kind study, which has measured Efficacy of the Sarva Shiksha Abhiyan Project in Gujarat State. The term "Efficacy" is illustrative on its own and relates the power of the Sarva Shiksha Abhiyan Program to produce the desired result at the time of implementation of project with its objectives. Further, even as a study related to Accounting and Financial Management, it considered non-financial parameters also viz. Enrolment of Students, Drop out of the Students and Literacy rate to determine Efficacy level of the project, and thereby established positive relationship between financial as well as non-financial parameters taken in to account in the captioned study.

Keywords;- Efficacy, Sarva Shiksha Abhiyan, Elementary Education. Financial Parameters, Non-financial Parameters

I. INTRODUCTION

The Sarva Shiksha Abhiyan under Gujarat Council of Elementary Education is functioning from 2000-01 in Gujarat. Primary Education is a very important stage in the educational hierarchy which prepares a good citizen by providing skills and education. it is very essential to strengthen this stage by providing greater access and also by improving quality in appropriate way. As a part of Central Government's commitment to universalize primary education the Government of India launched the Sarva Shiksha Abhiyan in the year 2000-01, SSA is as collaboration between the Government of India and the respective State government to achieve the goal of universal access with equity and quality in primary education.



II. OBJECTIVES OF THE STUDY

- To study prevailing elementary education system in Gujarat State.
- To study and understand the Sarva Shiksha Abhiyan Project.
- To understand implementation efficiency of the project in Gujarat State.
- To study financial and non-financial perspective of the SSA Project.

III. SCOPE OF THE STUDY

Sarva Shiksha Abhiyan Project is functioning in Gujarat from the year 2000-2001, though; the scope of the study for this specific research is limited to the period of 11th five year plan (2007-08 to 2011-12).

IV. RESEARCH METHODOLOGY

On the basis of the nature of study, to determine efficacy of SSA, subject to cross validation procedure, empirical approach is used to observe efficacy resulting from changes in literacy and related relevant indicators. Database or descriptive approach is used for survey and fact finding inquiries relating to study.

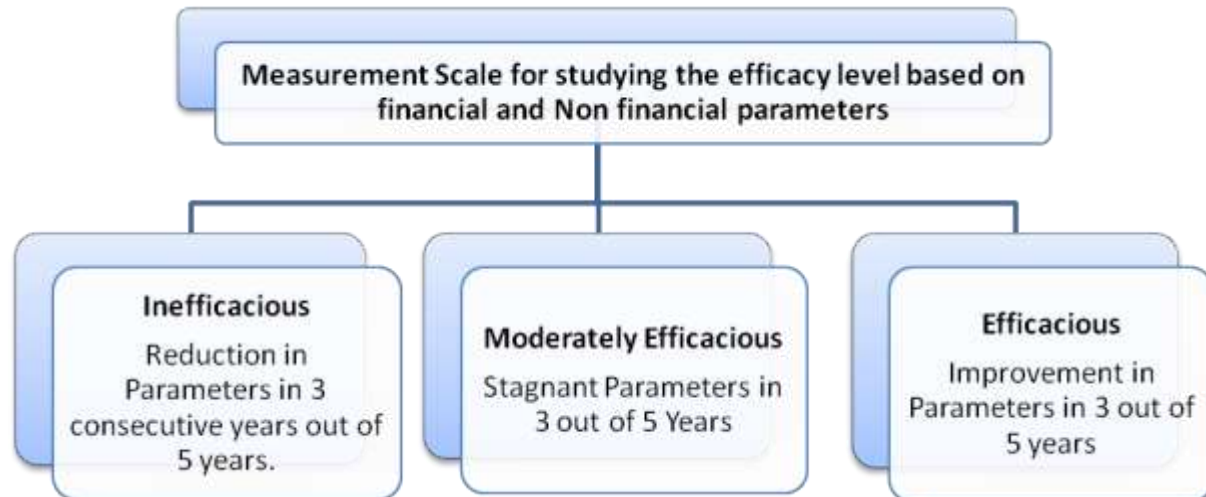
4.1. RESEARCH DESIGN

4.1.1. CROSS VALIDATION PROCEDURE

- To determine efficacy of SSA, after determination of Efficacy of SSA on the basis of financial parameters, it has also been studied on the basis of Non-financial parameters viz. enrolment, drop out and literacy on the basis of measurement scale.
- The Measurement Scale is required to determine the efficacy on three precise levels viz. Inefficacious, Moderately Efficacious and Efficacious.
- In case of non-financial parameters viz. enrolment, drop out and literacy the analysis based on the measurement scale to determine efficacy level which is inefficacious, moderately efficacious and efficacious as described in cross validation procedure measurement scale.
- In the case of financial parameters the analysis budgetary provisions for the selected period is made to reach the conclusion whether the system is efficient on the basis of funds utilisation.



4.1.2. MEASUREMENT SCALE:



Financial Parameters : <ul style="list-style-type: none">▪ Funds Utilization▪ Per capita Grant and expenditure	Non-financial Parameters: <ul style="list-style-type: none">▪ Literacy▪ Enrollment▪ Drop Out
--	---

4.2. SELECTION OF SAMPLE PROCEDURES, SAMPLING TECHNIQUES AND ITS SIZE

- For the purpose of studying accounting and financial aspects the study will focus on the 5 (five) financial years, (starting from 2007-08 to 2011-12 i.e.11th five year plan) hence the sample size is 5 years. Relevant data will be gathered from State Project Office of SSA, using deliberate or purposive sampling techniques as the sample size is fixed for the purpose of study, 100 percent data relevant to Accounts and Financial aspects of SSA corresponding to the duration of 11th five year plan is considered.
- For the purpose of non-financial aspects all available data with State Project Office up to the period of 11th Five Year plan is considered.



V. EFFICACY OF SARVA SHIKSHA ABHIYAN

On the basis of the measurement scale considering Funds Utilization and Per capita Grant and Expenditure as Financial Parameter as well as Literacy, Enrolment and Drop out as non-financial parameters, the analysis can be made as per follows.

5.1. Financial Parameters:

- Form the inception of Sarva Shiksha Abhiyan in Gujarat State i.e. from the year 2001-02, the Central Government stipulated norms for funding the Sarva Shiksha Abhiyan in predetermined ratio. The recital of total Grant received from Central Government and matching contribution that of by State Government is considered as a part of financial parameters.
- An amount of Grant per Student and Expenditure per Student, determined from total enrolment of students in division with total grant received from Central Government as well as State Government and total reported expenditure, is considered as financial parameter.

(Table: 5.1.1) Year wise grant received (Rs. in lakhs)

Year	Funds Received		
	Central Government	State Government	Total
2007-08	22079.55	13117.73	35197.28
2008-09	24414.58	15090.00	39504.58
2009-10	20031.73	14790.00	34821.73
2010-11	44065.01	26418.50	70483.51
2011-12	87134.99	61499.94	148634.93

- Considering above figure, year wise details of total grant received during 11th five year plan i.e. from the year 2007-08 to 2011-12 total funds received is in consecutive increasing trend except for the year 2009-10, which shows decline in the outlay for one year.

(Table: 5.1.2) Fund Utilisation (Rs. in lakhs)

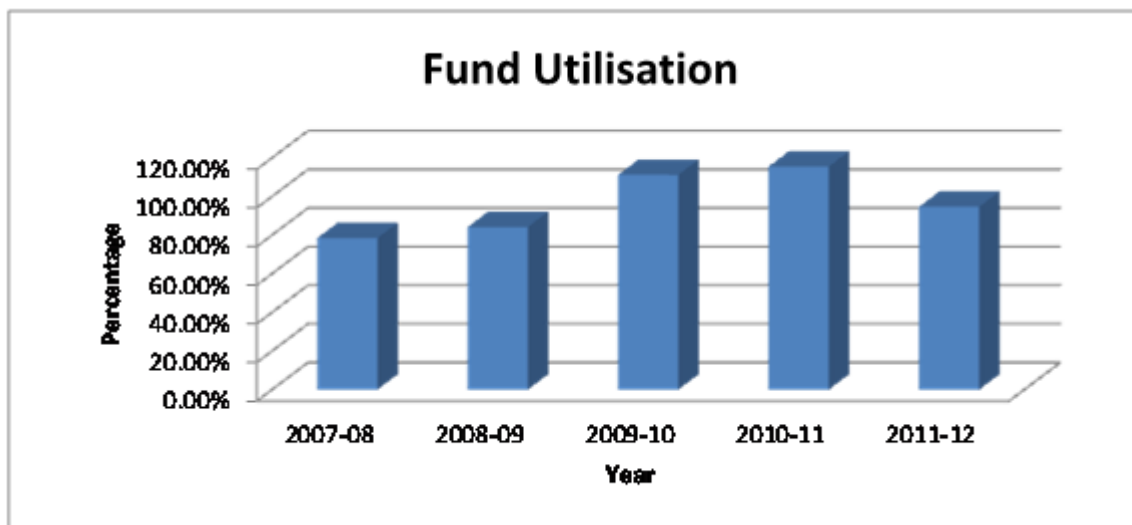
Year	Total Grant	Total Expenditure	Fund Utilisation
2007-08	35197.28	27603.31	78.42%
2008-09	39504.58	33240.09	84.14%
2009-10	34821.73	38706.13	111.16%



2010-11	70483.51	81353.97	115.42%
2011-12	148634.93	140657.44	94.63%

(Source: SSA annual report for the year 2007-08 to 2011-12)

(Chart: 5.1.1) Fund Utilization



Considering above figure, year wise details of fund utilisation of Sarva Shiksha Abhiyan during 11th five year plan i.e. from the year 2007-08 to 2011-12 fund utilisations is in increasing trend which shows overall increase in fund utilisation for selected period. Over utilisation of fund shows expenditure made from previous year's grant which has been carried forward as an opening balance, and total outlay made from total fund available in respective year.

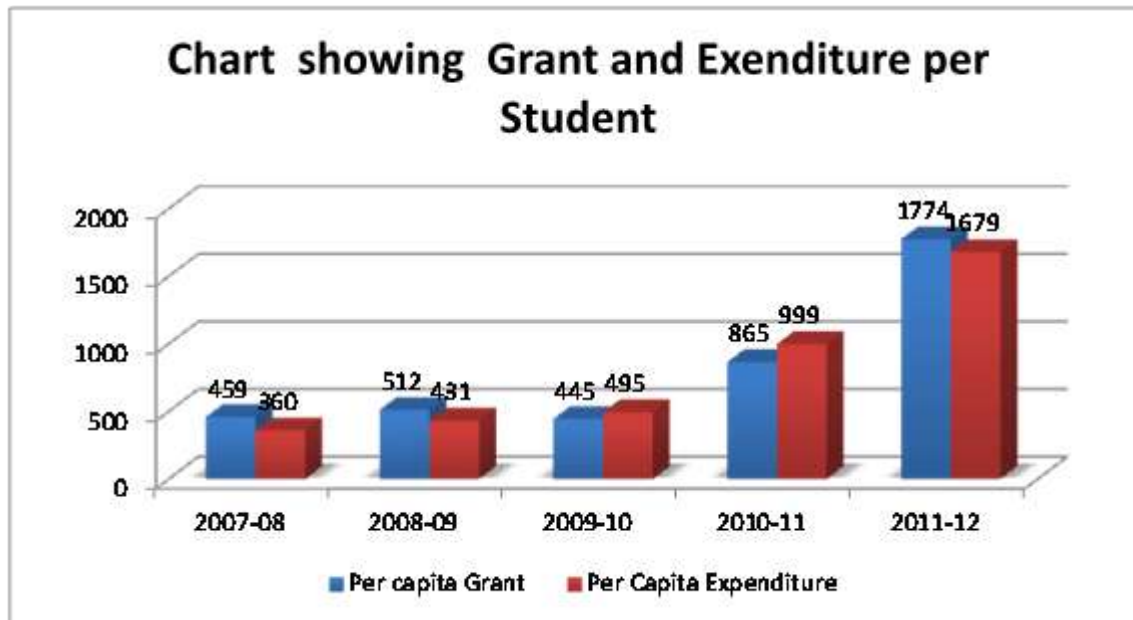
(Table: 5.1.3) Per capita Grant and Expenditure (Rs. in Lakhs)

Year	Total Grant	Total Expenditure	Enrolment of Students (in Lacs)	Per capita Grant (in Rs.)	Per Capita Expenditure (in Rs.)
2007-08	35197.28	27603.31	76.62	459	360
2008-09	39504.58	33240.09	77.12	512	431
2009-10	34821.73	38706.13	78.19	445	495
2010-11	70483.51	81353.97	81.45	865	999
2011-12	148634.93	140657.44	83.77	1774	1679

(Source: SSA annual report for the year 2007-08 to 2011-12)



(Chart: 5.1.2) Per Capita Grant and Expenditure



- Considering above figure, year wise details of Grant per Student and Expenditure per Student of Sarva Shiksha Abhiyan during 11th five year plan i.e. from the year 2007-08 to 2011-12 Per Capita Grant is in increasing trend except in the year 2009-10. While Per Capita Expenditure is increasing consecutively in all the years, which shows overall increase in Grant per Student and Expenditure per Student for the selected period. Further, during the year 2011-12 there is a considerable increase in grant and expenditure per student, which shows that an amount of Rs. 1734 per student was allotted as fund to the project, while an amount of Rs. 1679 was expended per student.
- Studying and analysing funds receipt in Sarva Shiksha Abhiyan, total capital deployed in the elementary education system of Gujarat under Sarva Shiksha Abhiyan is in increasing trend, which shows overall increase in grant for the four years out of five years. Analysing budgets and expenditure, total budget and expenditure are increased year by year; while fund utilisation is also in increasing trend showing increasing utilisation in 3 consecutive years from 2008-09 to 2010-11. Further Per Capita Grant is in increasing trend except in the year 2009-10. While Per Capita Expenditure is increasing consecutively in all the years selected, this shows overall increase in Grant per Student and Expenditure per Student for the selected period. Hence, in view of Financial Parameters Sarva Shiksha Abhiyan is proven efficacious as per defined Measurement Scale.

5.2. Non-financial Parameters:

To study efficacy of Sarva Shiksha Abhiyan on the basis of non-financial parameters enrolment, dropout rate and literacy rate is required to be analysed. Following are the non-financial parameters.

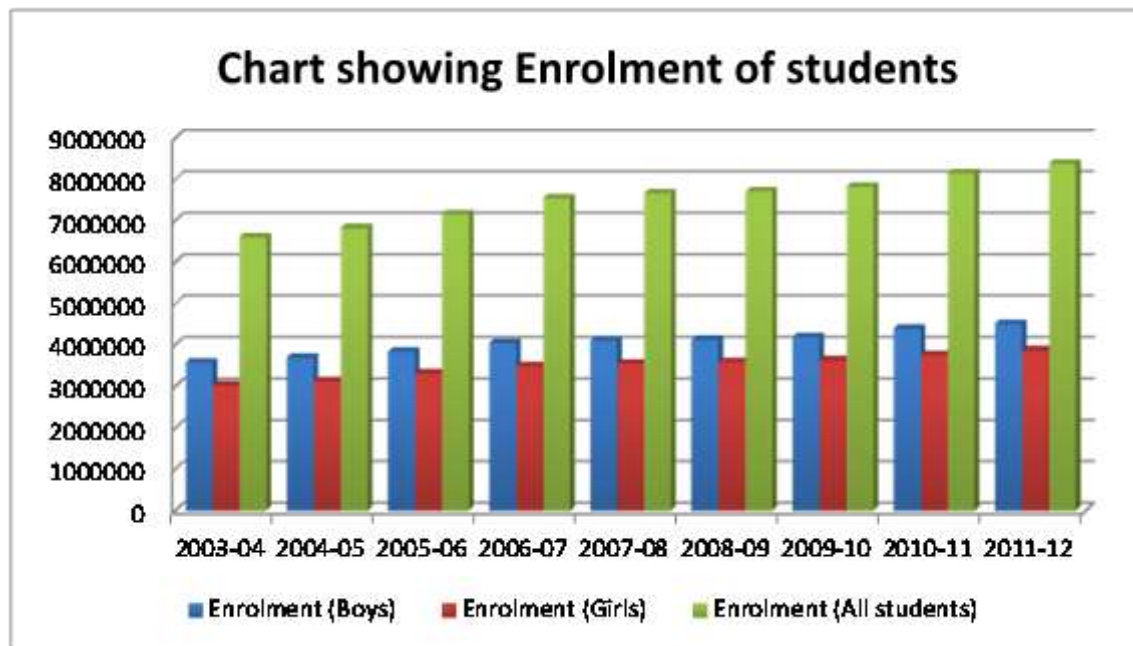


(Table: 5.2.1) Enrolment

Year	Enrolment (Boys)	Enrolment (Girls)	Enrolment (All students)	Percentage change in Enrolment
2003-04	3577331	3023700	6601031	
2004-05	3690323	3130769	6821092	3.33
2005-06	3841530	3313470	7155000	4.90
2006-07	4049751	3491219	7540970	5.39
2007-08	4110074	3552419	7662493	1.61
2008-09	4125572	3586772	7712344	0.65
2009-10	4190175	3628688	7818863	1.38
2010-11	4390931	3754114	8145045	4.17
2011-12	4507418	3869549	8376967	2.85

(Source: SSA annual report for the year 2007-08 to 2011-12)

(Chart: 5.2.1) Enrolment



Studying year wise student enrolment rate, it is increased throughout from the year 2003-04 to 2011-12 as per gathered data in above table as well as chart. Considering selected period of 11th



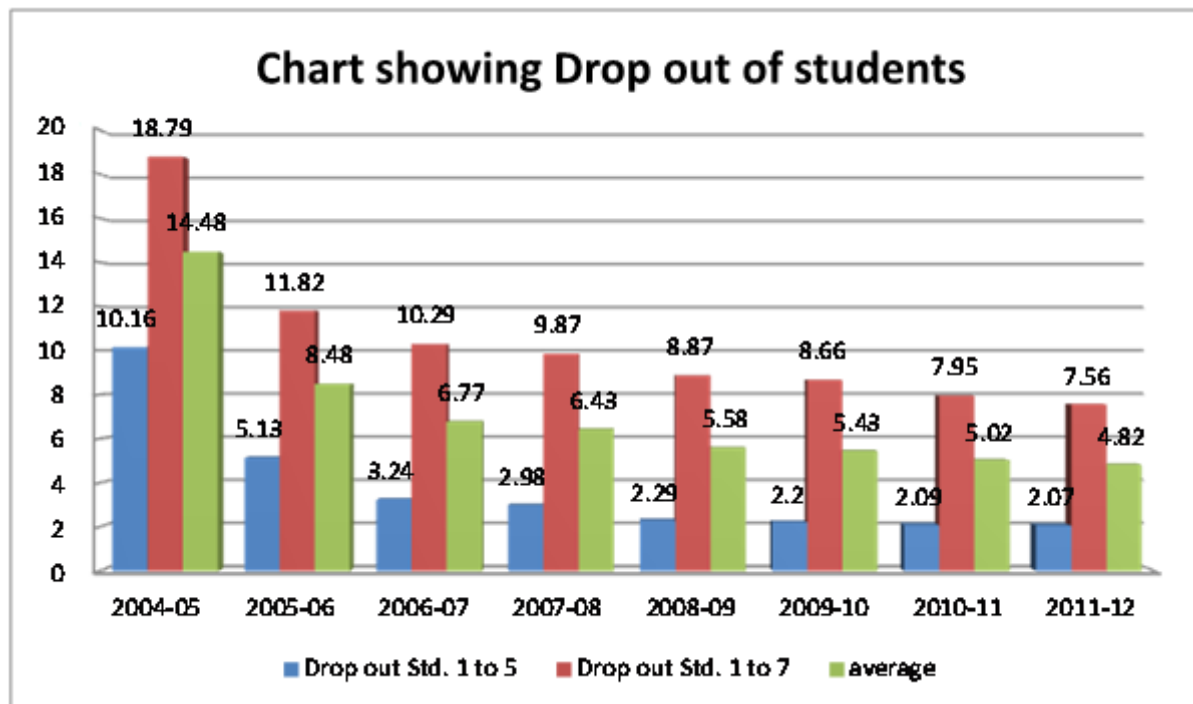
five year plan from the year 2007-08 to 2011-12, it is in positive and increasing trend throughout as depicted in the chart.

(Table: 5.2.2) Dropout rate

year	Std. 1 to 5			Std. 1 to 7			average
	Boys	Girls	Total	Boys	Girls	Total	
2004-05	8.72	11.77	10.16	15.33	22.80	18.79	14.48
2005-06	4.53	5.79	5.13	9.97	14.02	11.82	8.48
2006-07	2.84	3.68	3.24	9.13	11.64	10.29	6.77
2007-08	2.77	3.25	2.98	8.81	11.08	9.87	6.43
2008-09	2.28	2.31	2.29	8.58	9.17	8.87	5.58
2009-10	2.18	2.23	2.20	8.33	8.97	8.66	5.43
2010-11	2.08	2.11	2.09	7.87	8.12	7.95	5.02
2011-12	2.05	2.08	2.07	7.35	7.82	7.56	4.82

(Source: SSA annual report for the year 2007-08 to 2011-12)

(Chart: 5.2.2) Dropout rate





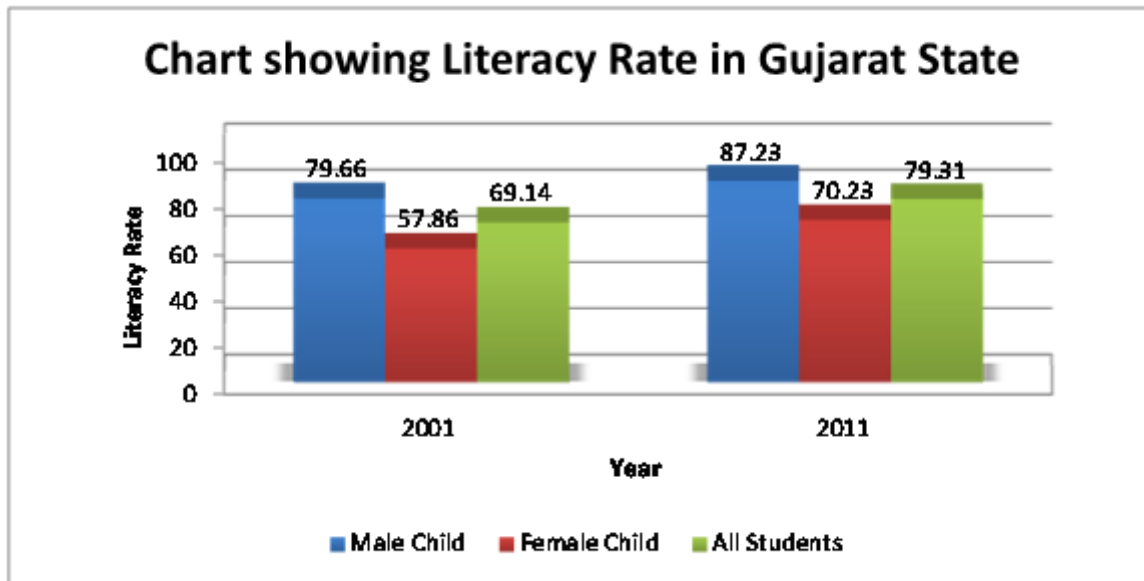
Studying year wise student Dropout rate, it is decreased throughout from the year 2004-05 to 2011-12 as per gathered data in above table as well as chart. Considering selected period of 11th five year plan from the year 2007-08 to 2011-12, it is in declining trend throughout showing dropout rate is declined year by year, which depicts improvement in this parameter.

(Table: 5.2.3) Literacy rate of Male Child, Female Child and overall literacy rate in elementary education in Gujarat

Year	Male Child	Female Child	All Students
2001	79.66	57.86	69.14
2011	87.23	70.23	79.31

(Source: SSA annual report for the year 2007-08 to 2011-12)

(Chart: 5.2.3) Literacy



The literacy rate in the state (excluding children in the age-group 0 to 6 years) has increased from 69.14 percent in the year 2001 to 79.31 percent in the year 2011. Among male children, it has increased from 79.66 percent in the year 2001 to 87.23 percent in the year 2011, whereas that of among female children increased from 57.86 percent in the year 2001 to 70.23 percent in the year 2011.

VI. CONCLUSION AND SUGGESTION

- As per conditions of cross validation procedure Measurement Scale fund utilisation and per capita grant and expenditure are in increasing trend in three financial years out of given five financial years.
- Non-financial parameters namely Enrolment and Literacy are also increasing trend as well as Drop out is reduced in selected period.



- Financial as well as Non-financial parameters satisfy the condition of measurement scale.
- Considering above facts and figures of consecutive positive change in Financial as well as non-financial parameters namely year wise grants received, budget and expenditure, fund utilisation as well as Enrolment, Drop out and Literacy, the Sarva Shiksha Abhiyan project is proven efficacious in the Gujarat State.

VII. LIMITATIONS OF THE STUDY

- As in the study titled “project implementation efficacy of Sarva Shiksha Abhiyan in Gujarat State considering financial as well as non-financial perspective” there are different methods to measure the financial performance, in this connection view of experts differ from one-another.
- The scope of study is limited to 11th five year plan i.e. from the year 2007-08 to 2011-12. Hence, findings are mostly relevant to this particular period. Thus, the findings derived from the study may not be valid beyond the study period.
- Financial analysis does not depict qualitative facts viz. quality of teachers, management efficiency, quality of education and so forth. Although non-financial parameters have been considered in the study.

REFERENCES

- [1] Annual reports of Sarva Shiksha Abhiyan for the 11th five year plan.
- [2] C R kothari, (2004) Research Methodology (Methods and techniques), New Age International Publishers
- [3] Manual of Sarva Shiksha Abhiyan on Financial Management and Procurement.
- [4] P C Tulsian, (2003) Advance Accountancy, TATA McGraw Hill
- [5] M Y Khan, P K Jain, (2003) Cost Accounting and financial Management, TATA McGraw hill
- [6] Annual budget estimates/plans of SSA published by Department of Education GOG.
- [7] Website of Education Department of Government of Gujarat (www.gujarat-education.gov.in)
- [8] Website of inflibnet (www.shodhganga.inflibnet.ac.in)
- [9] Website of Ministry of HRD Government of India (www.mhrd.gov.in)